


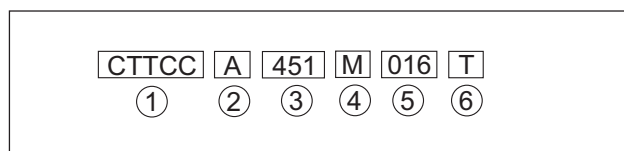
CTTCC Series

FEATURES

- Easy installation, economical, high performance.
- Molded case available in six case codes.
- 6 miniature case codes available.
- EIA standard case sizes.
- Compatible with "High Volume" automatic pick and place equipment.



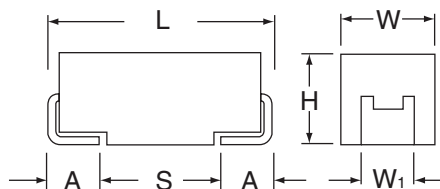
PART NUMBERING



ORDERING CODE

- Product Type:** CTTCC SMD Tantalum Chip Capacitor
- Size Code:** A, B, C, D, E, V.
- Capacitance:** 2 Sig. Digits + Number of Zero, Ex. 105 = 1 μ F
- Tolerance:** K = $\pm 10\%$ & M = $\pm 20\%$
- Rated Voltage:** 2R5 = 2.5V; 010 = 10V; 050 = 50V
- Packaging:** T = Tape & Reel

DIMENSIONS



| Code | EIA Code | L ± 0.20 | W ± 0.20 | H ± 0.20 | W ₁ ± 0.20 | A ± 0.30 | S(min.) |
|----------|----------|--------------|--------------|-----------------|---------------------------|--------------|---------|
| A | 3216-18 | 3.20 | 1.60 | 1.60 | 1.20 | 0.80 | 1.10 |
| B | 3528-21 | 3.50 | 2.80 | 1.90 | 2.20 | 0.80 | 1.40 |
| C | 6032-28 | 6.00 | 3.20 | 2.60 | 2.20 | 1.30 | 2.90 |
| D | 7343-31 | 7.30 | 4.30 | 2.90 | 2.40 | 1.30 | 4.40 |
| E | 7343-43 | 7.30 | 4.30 | 4.10 | 2.40 | 1.30 | 4.40 |
| V | 7361-38 | 7.30 | 6.10 | 3.45 ± 0.30 | 3.10 | 1.40 | 4.40 |

06.02.08

CTCC Series

CAPACITANCE & RATED VOLTAGE RANGE

| Capacitance | | Rated Voltage DC (V _R) to 85°C | | | | | | | | |
|-------------|------|--|-------|-------|-------|-------|-------|-------|-------|-----|
| uF | Code | 2.5V | 4V | 6.3V | 10V | 16V | 20V | 25V | 35V | 50V |
| 0.10 | 104 | | | | | | | | A | A |
| 0.15 | 154 | | | | | | | | A | A/B |
| 0.22 | 224 | | | | | | | | A | A/B |
| 0.33 | 334 | | | | | | | | A | B |
| 0.47 | 474 | | | | | | | A | A/B | B/C |
| 0.68 | 684 | | | | | | A | A | A/B | B/C |
| 1.0 | 105 | | | | A | A | A | A | A/B/C | B/C |
| 1.5 | 155 | | | | A | A | A | A/B | B/C | C/D |
| 2.2 | 225 | | | A | A | A/B | A/B | A/B | B/C | C/D |
| 3.3 | 335 | | | A | A | A/B | A/B | A/B/C | C/D | C/D |
| 4.7 | 475 | | A | A | A/B | A/B | A/B/C | B/C | C/D | D |
| 6.8 | 685 | | A | A/B | A/B | A/B/C | B/C | B/C | C/D | D |
| 10 | 106 | | A | A/B | A/B/C | A/B/C | B/C | C/D | D/E | D/E |
| 15 | 156 | | A/B | A/B | A/B/C | B/C | B/C/D | C/D | D/E | E |
| 22 | 226 | | A | A/B/C | A/B/C | B/C/D | B/C/D | C/D | E | |
| 33 | 336 | | A/B | A/B/C | B/C/D | B/C/D | C/D | D/E | | |
| 47 | 476 | A | A/B | B/C/D | B/C/D | C/D | C/D/E | D/E | | |
| 68 | 686 | A | B/C | B/C/D | C/D | C/D | D/E | E | | |
| 100 | 107 | | B/C | B/C/D | C/D/E | D/E | D/E/V | V | | |
| 150 | 157 | B | B/C | C/D | C/D/E | D/E/V | D/E/V | | | |
| 220 | 227 | B/D | C/D | C/D/E | D/E | D/E/V | D/E/V | | | |
| 330 | 337 | D | C/D/E | C/D/E | D/E/V | E/V | | | | |
| 470 | 477 | C/D | D/E | D/E/V | E/V | E/V | | | | |
| 680 | 687 | D | D/E | V | V | | | | | |
| 1000 | 108 | D/E | E/V | V | | | | | | |
| 1500 | 158 | E/V | V | | | | | | | |

* Higher Voltage or Smaller Size substitution is offered upon request.

TECHNICAL SPECIFICATIONS

| | | | | | | | | | | |
|--|--|-----|-----|----|----|----|----|----|----|--|
| Technical Data: | All technical data relate to an ambient temperature of +25°C | | | | | | | | | |
| Capacitance Range: | 0.1uF to 1000uF | | | | | | | | | |
| Capacitance Tolerance: | ±10%; ±20% | | | | | | | | | |
| Rated Voltage (V_R) ≤ +85°C | 2.5 | 4 | 6.3 | 10 | 16 | 20 | 25 | 35 | 50 | |
| Category Voltage (V_C) ≤ +125°C | 1.7 | 2.7 | 4 | 7 | 10 | 13 | 17 | 23 | 33 | |
| Surge Voltage (V_S) ≤ +85°C | 3.3 | 5.2 | 8 | 13 | 20 | 26 | 32 | 46 | 65 | |
| Surge Voltage (V_S) ≤ +125°C | 2.2 | 3.4 | 5 | 8 | 13 | 16 | 20 | 28 | 40 | |
| Temperature Range: | -55°C to +125°C | | | | | | | | | |
| Reliability | 1% per 1000 hours at 85°C, V _R with 0.1 Ω/ V _R Series impedance, 60% confidence level | | | | | | | | | |
| Qualification | CECC 30801 -005 issue 2 ; EIA 535BAAC | | | | | | | | | |

06.02.08



Manufacturer of Passive and Discrete Semiconductor Components

800-684-5322 Inside US **949-453-1811** Outside US

Copyright © 2008 by CT Magnetics, DBA Central Technologies. All rights reserved.

CT Magnetics reserves the right to make improvements or change specifications without notice