









## 10.0MM LENS FRONT NARROW TIR

<b>Status</b>	Production
<b>Part no.</b>	10417
<b>Drawing no.</b>	60553
<b>Product type</b>	Optic
<b>Type</b>	TIR
<b>Pieces</b>	1
<b>Diameter</b>	10.0
<b>Height</b>	6.00
<b>Beam</b>	Lens Front Narrow
<b>Flange</b>	Yes
<b>Files</b>	Customer drawing (PDF) Customer 3D model (.igs)



LEDs & Performances	Eff.	FWHM	Cd/lm	Spot	Cross-section	Files
Lumileds Luxeon Rebel Cool White	84.5%	17.7	9.7			10417_Rebel_White_250408.ies
Lumileds Luxeon Rebel Neutral White	86.0%	18.3	7.4			10417_Rebel_Neutral_White_250408.ies
Lumileds Luxeon Rebel Warm White	86.3%	15.7	10.7			10417_Rebel_Warm_White_250408.ies
Cree XP-E XLamp® White	88.7%	16.4	9.8			10417_cree_xpe_white_250408.ies
Cree XP-G XLamp® White	87.3%	24	4.9			10417_cree_xpg_white_250408.ies
Osram SSL 80 degree Oslon Ultra White	85.5%	18.5	8.6			10417_Oslon_wht_250408.ltd 10417_Oslon_wht_250408.ies
Nichia NCSL 119-H3 Top Emitting Warm White	82.6%	16.7	7.7			10417_Nichia_119_Warm_White_250408.ies
SSC Z5 Cool White	84.8%	15.8	12.8			10417_Seoul_Z5_white_250408.ies
Everlight Shuen Warm White	85.0%	21.1	5.2			10417_Shuen_wwht_250408.ies
Everlight Shuen Cool White	84.9%	20.6	5.1			10417_Shuen_cwht_250408.ies
Lumileds C Luxeon Cool White	83.3%	12	15.8			10417_Luxeon C_white_250408.ies

Lumileds ES Luxeon Rebel Cool White	86.2%	24.5	4.9			10417_Luxeon_Rebel_ES_cool_white_040311.ies
Cree XP-C White	87.4%	10.4	22.7			10417_Cree_XP-C_white_220611.ies
Osram SSL 150 degree Oslon Neutral White	85.7%	14.3	12.7			10417_Oslon_150_neutral white_260711.ies
SSC Z5P pure white	%	18.3	8.4			10417_Z5P_purewhite_290911.ies

Carclo Technical Plastics endeavours to continuously improve and renew its products; for this reason the technical data and contents of this catalogue may undergo variations without prior notice. For correct and up to date information, Carclo suggest using the Opticselect tool on our website <http://www.carclo-optics.com>.  
Copyright © Carclo 2010

### General Instruction &dash; Optics & Holders

#### Handling instructions

- Do not handle or install lenses without wearing gloves, skin oils may damage the lens or the light transmission.
- Clean lenses with a mild soap and water and dry with a clean soft cloth.
- Do not use any commercial solvents on lenses.
- Mount holders with low Odour epoxies and allow time for them to out gas to stop lenses fogging.

### Disclaimer &dash; Optics & Holders

Please note that flow lines, weld lines, surface scratches and small black or white inclusions within the lenses are acceptable if the optical performance of the lens is within the specification described below:

#### For all optics except Rippled and Frosted;

- FWHM = Datasheet Value +/-10%.

#### For all Rippled and Frosted Optics;

- FWHM = Datasheet Value +/-20%

#### For all Optics;

- Efficiency = Datasheet Value +infinity / -10%

The yellowing / browning of polycarbonate lenses and holders can occur due to the natural ageing process and exposure to heat and UV and as such is not covered by Carclo's warranty.

### General Instruction &dash; Taped Holders

#### Click here to view the 3M Technical Data Sheet

- When assembling the pre-taped holder onto the mating surface, the application must be made straight and square, so that the tape bonds consistently. Bond strength is dependent on the amount of adhesive used, surface preparation, application pressure and moderate heat, from 100°F (38°C) to 130°F (54°C) will assist the adhesive compatibility of the different substrates with bonding tape. Humidity and temperature fluctuations will weaken it's adhesive.
  - To obtain optimum adhesion, the bonding surfaces must be clean, dry, free from grease and dirt and must be well unified.
  - Some typical surface cleaning solvents are isopropyl alcohol or heptane. \* *If cleaning of PCB or LED surfaces is required, please follow strict instructions. This is important to note, as cleaning below 50°F (10°C) is not recommended because the adhesive becomes too firm to adhere readily. However, once properly applied, low temperature holding is generally satisfactory.*
  - \* Carefully read and follow the manufacturer's precautions and may not be compliant with the rules of certain Air Quality Management systems.
- During assembly the optic when placed on the PCB should be firmly held for 1-5 seconds to ensure the best possible bond. The tape will reach its final strength in 72 hours, dependent on the material and ambient conditions.

holes on the surface of the circuit board can weaken the strength of the tape.

#### **Disclaimer & Taped Holders**

Shelf Life & There is 1 year expected shelf life from the date of purchase direct from Carclo.

All Carclo lenses supplied with tape use the same high strength double-coated tape (unless otherwise mentioned in the datasheet). This tape is specifically selected for this application.

These tapes generally work well together with PCBs and LEDs on the market. The customer must take the necessary measures to ensure complete compatibility with their particular application, product, PCB, LED and/or other components.

**Testing and verifying of the adhesives and their combinations is the responsibility of the customer.**

The customer is solely responsible for evaluating the application of double sided tape to Carclo Holders and the adhesion of double sided tape holders to determine whether such double-sided tape is fit for a particular purpose and suitable for the users method of application. The selection of double-sided tape the adhesion of double sided tape holders is not covered by Carclo's warranty.

Carclo cannot take responsibility for the results obtained by others whose methods we cannot control. It is always the customer's responsibility to determine the adhesive's suitability for their product and to take precautions for protection of property and persons against any hazards that may be involved in the handling and use of adhesives. Carclo disclaims all warranties, including warranties of merchantability or suitability for a particular purpose, arising from use of any adhesive product. Carclo disclaims any liability for consequential or incidental damages of any kind, including lost profits.

All rights reserved. No part of this publication may be copied, reproduced in any form or by any means, electronic, mechanical, photocopying, recording or otherwise, illustrations not to be removed, without our prior permission. Carclo Technical Plastics reserves the right to make changes at any time in order to supply the best products possible.