



BAS16TW/BAW56DW/BAV70DW/BAV99S

SURFACE MOUNT SWITCHING DIODES

VOLTAGE 100 Volts **POWER** 200mWatts

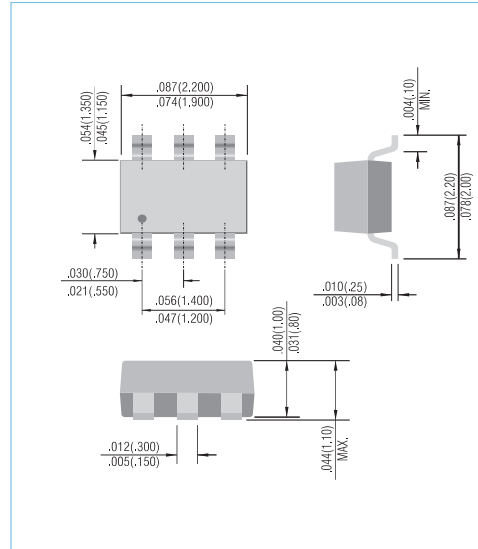
SOT-363 Unit: inch (mm)

FEATURES

- Fast switching speed.
- Surface mount package Ideally Suited for Automatic insertion
- High Conductance
- In compliance with EU RoHS 2002/95/EC directives

MECHANICAL DATA

- Case: SOT-363, Plastic
- Terminals: Solderable per MIL-STD-750, Method 2026
- Weight: approximately 0.006gram



MAXIMUM RATINGS AND ELECTRICAL CHARACTERISTICS

Ratings at 25°C ambient temperature unless otherwise specified. For capacitive load, derate current by 20%.

PARAMETER	SYMBOL	BAS16TW	BAW56DW	BAV70DW	BAV99S	UNITS
Marking Code	-	16T	JC	JA	JB	-
Reverse Voltage	V_R	75				V
Peak Reverse Voltage	V_{RM}	100				V
Rectified Current (Average), Half Wave Rectification With Resistive Load and $f \geq 50\text{Hz}$	I_O	150				mA
Peak Forward Surge Current, 1.0 μs	I_{FSM}	4.0				A
Power Dissipation Derate Above 25°C	P_{TOT}	200				mW
Maximum Forward Voltage	V_F	0.715@ $I_F=0.001\text{A}$ 0.855@ $I_F=0.01\text{A}$ 1.0@ $I_F=0.05\text{A}$ 1.25@ $I_F=0.15\text{A}$				V
Maximum DC Reverse Current at 25V 75V	I_R	0.03 2.5				μA
Maximum Junction Capacitance (Note 1)	C_J	1.5				pF
Maximum Reverse Recovery Time (Note 2)	T_{RR}	4.0				ns
Typical Thermal Resistance	$R_{\theta JA}$	625				°C / W
Junction Temperature Range	T_J	-55 to +150				°C
Circuit Figure		Fig.48	Fig.51	Fig.52	Fig.32	

NOTE : 1. Reverse Bias Voltage = 0. $f=1\text{MHz}$
2. $I_F=10\text{mA}$ to $I_R=1\text{mA}$. $V_R=6\text{V}$. Load=100 Ω



BAS16TW/BAW56DW/BAV70DW/BAV99S

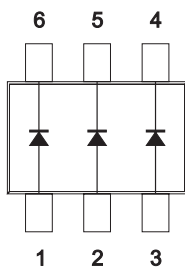
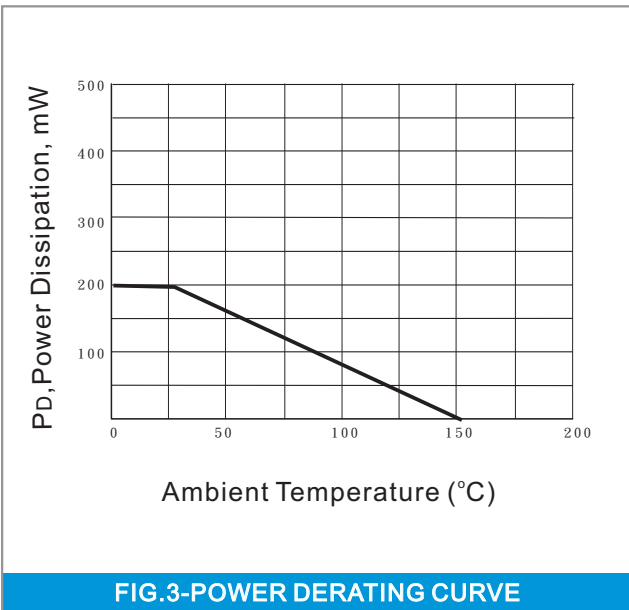
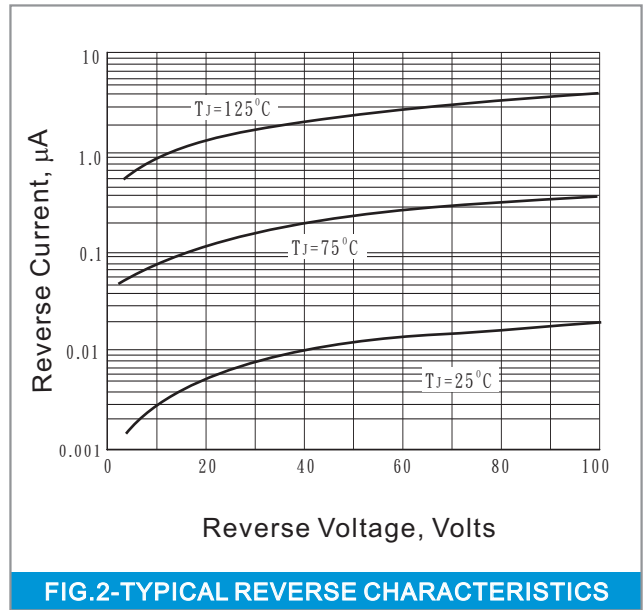
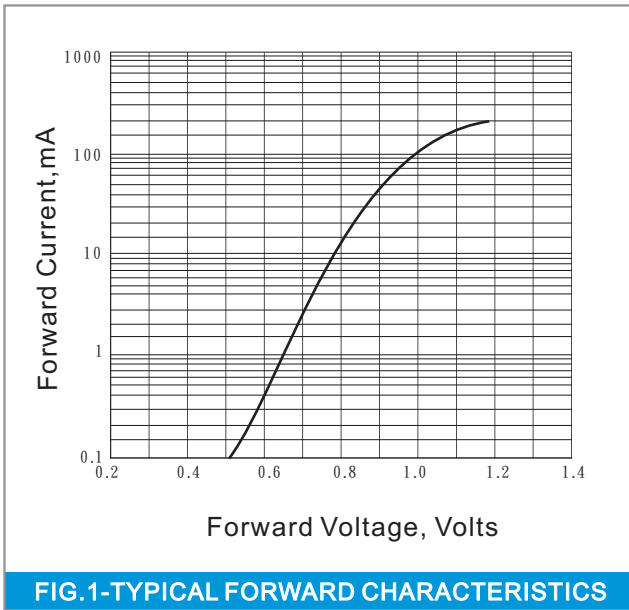


Fig.48

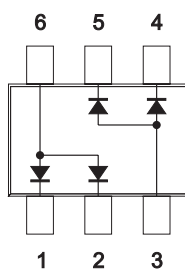


Fig.51

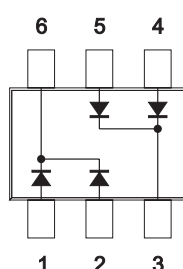


Fig.52

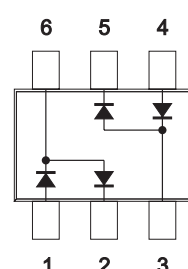
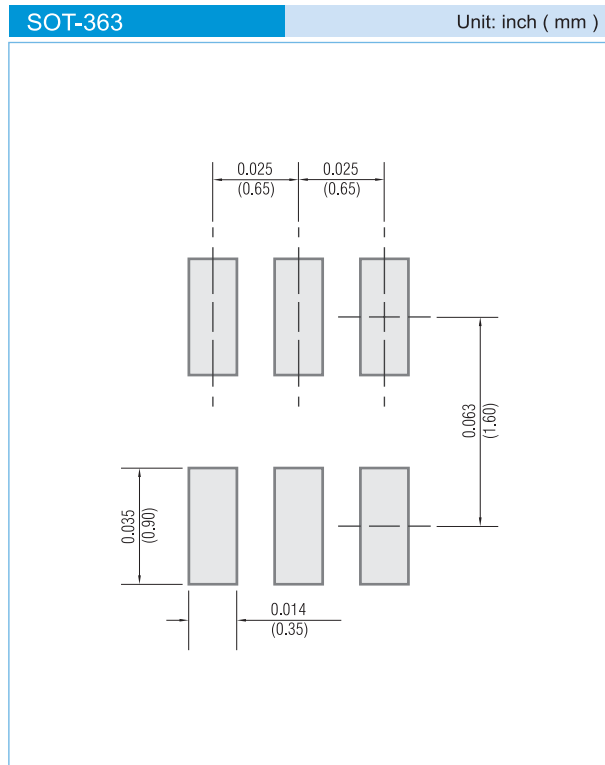


Fig.32



BAS16TW/BAW56DW/BAV70DW/BAV99S

MOUNTING PAD LAYOUT



ORDER INFORMATION

- Packing information
 - T/R - 10K per 13" plastic Reel
 - T/R - 3K per 7" plastic Reel

LEGAL STATEMENT

Copyright PanJit International, Inc 2009

The information presented in this document is believed to be accurate and reliable. The specifications and information herein are subject to change without notice. Pan Jit makes no warranty, representation or guarantee regarding the suitability of its products for any particular purpose. Pan Jit products are not authorized for use in life support devices or systems. Pan Jit does not convey any license under its patent rights or rights of others.