



BAW56W,BAV70W,BAV99W,BAL99W

SURFACE MOUNT SWITCHING DIODES

VOLTAGE 100Volts **POWER** 200mWatts

SOT-323 Unit: inch (mm)

FEATURES

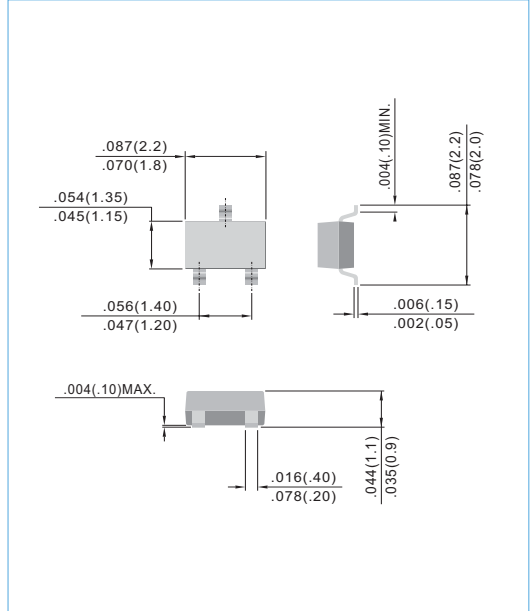
- Fast switching speed.
- Surface mount package Ideally Suited for Automatic insertion
- Electrically Identical to Standard JEDEC
- High Conductance
- In compliance with EU RoHS 2002/95/EC directives

MECHANICAL DATA

Case: SOT-323, Plastic

Terminals: Solderable per MIL-STD-750, Method 2026

Approx. Weight: 0.0052 gram



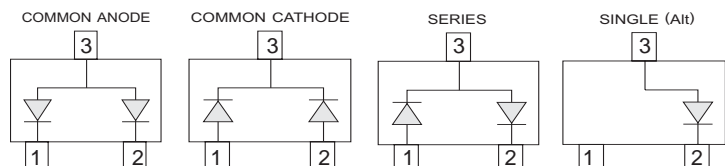
MAXIMUM RATINGS AND ELECTRICAL CHARACTERISTICS

Ratings at 25°C ambient temperature unless otherwise specified. For capacitive load, derate current by 20%.

PARAMETER	SYMBOL	BAW56W	BAV70W	BAV99W	BAL99W	UNITS
Marking Code		JC	JA	JB	JF	
Reverse Voltage	V_R	75				V
Peak Reverse Voltage	V_{RM}	100				V
Rectified Current (Average), Half Wave Rectification with Resistive Load and $f \geq 50$ Hz	I_O	150				mA
Peak Forward Surge Current,0.001ms	I_{FSM}	4.0				A
Power Dissipation Derate Above 25°C	P_{TOT}	200				mW
Maximum Forward Voltage	V_F	0.715 @ $I_F=0.001A$ 0.855 @ $I_F=0.01A$ 1.0 @ $I_F=0.05A$ 1.25 @ $I_F=0.15A$				V
Maximum DC Reverse Current at 25V 75V	I_R	0.03 2.5				μA
Maximum Junction Capacitance(Notes 1)	C_J	1.5				pF
Maximum Reverse Recovery Time (Notes 2)	T_{RR}	4.0				ns
Typical Thermal Resistance	$R_{\theta JA}$	625				°C / W
Junction Temperature Range	T_J	-55 to +150				°C
Circuit Figure		Common Anode	Common Cathode	Series	Single(Alt)	

NOTE:

1. C_J at $V_R=0$, $f=1MHz$
2. From $I_F=10mA$ to $I_R=1mA$, $V_R=6Volts$, $R_L=100\Omega$





BAW56W,BAV70W,BAV99W,BAL99W

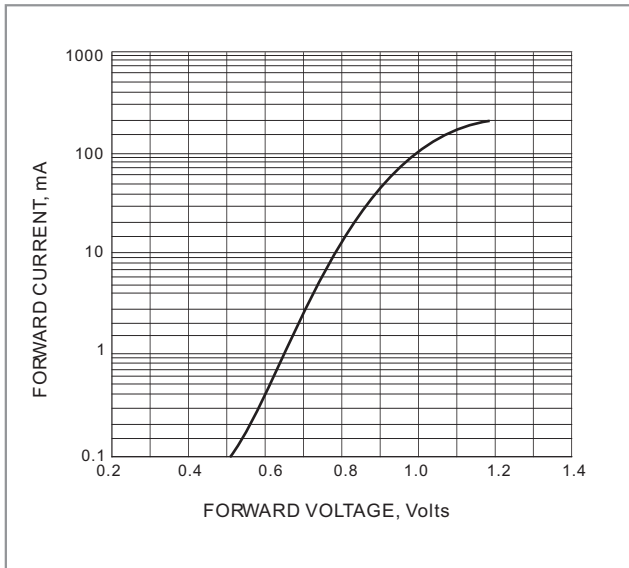


FIG. 1-TYPICAL FORWARD CHARACTERISTIC

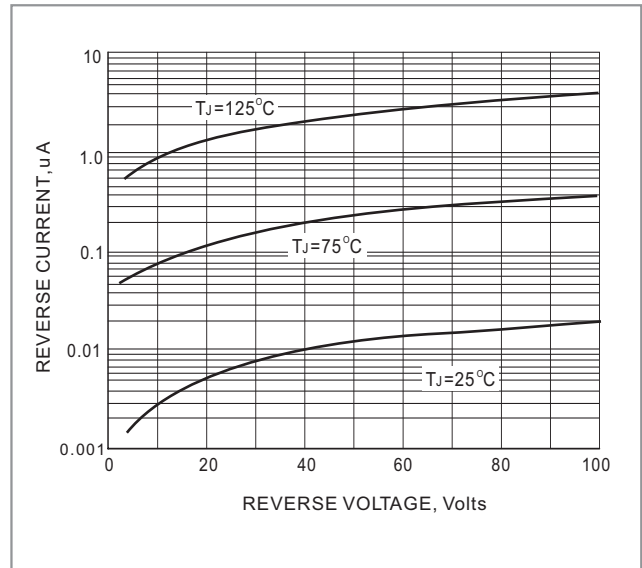


FIG. 2-TYPICAL REVERSE CHARACTERISTICS

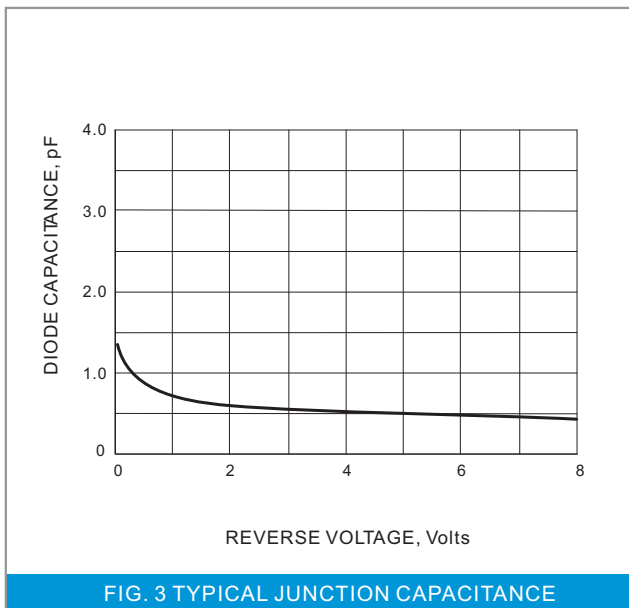


FIG. 3 TYPICAL JUNCTION CAPACITANCE

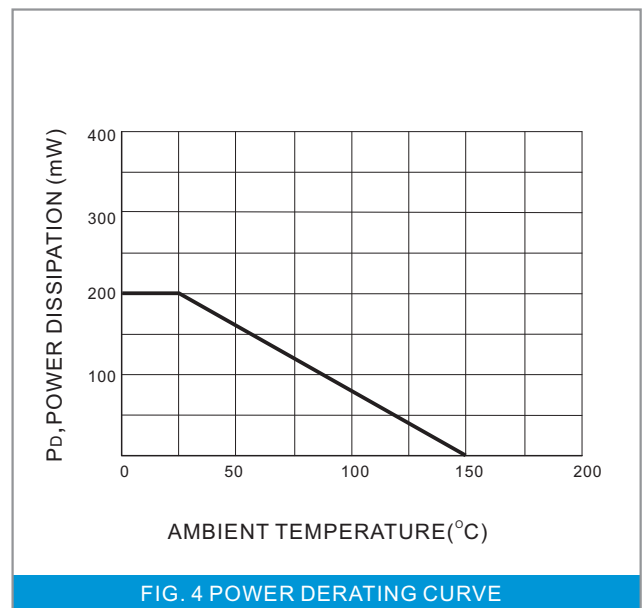
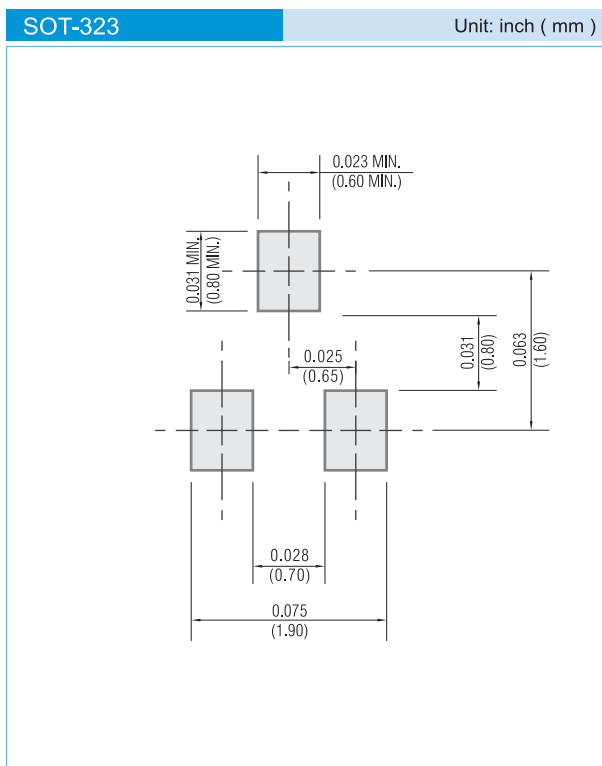


FIG. 4 POWER DERATING CURVE



BAW56W,BAV70W,BAV99W,BAL99W

MOUNTING PAD LAYOUT



ORDER INFORMATION

- Packing information
 - T/R - 12K per 13" plastic Reel
 - T/R - 3K per 7" plastic Reel

LEGAL STATEMENT

Copyright PanJit International, Inc 2009

The information presented in this document is believed to be accurate and reliable. The specifications and information herein are subject to change without notice. Pan Jit makes no warranty, representation or guarantee regarding the suitability of its products for any particular purpose. Pan Jit products are not authorized for use in life support devices or systems. Pan Jit does not convey any license under its patent rights or rights of others.