



# SK12E~SK16E

## SURFACE MOUNT SCHOTTKY BARRIER RECTIFIER

**VOLTAGE** 20 to 60 Volts **CURRENT** 1.0 Ampere

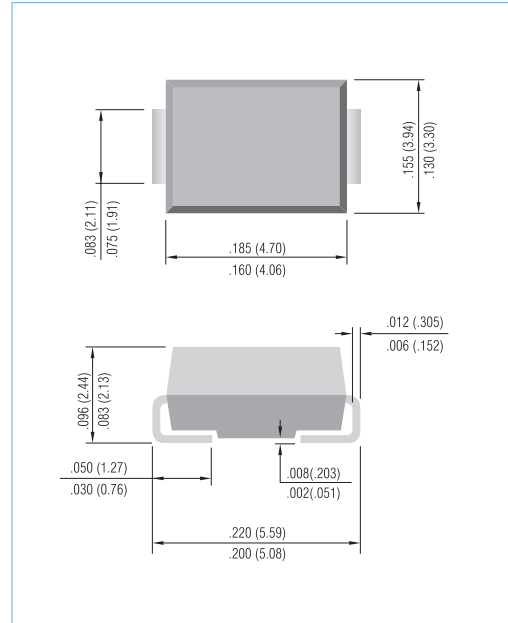
**SMB / DO-214AA** Unit: inch ( mm )

### FEATURES

- Plastic package has Underwriters Laboratory Flammability Classification 94V-O
- For surface mounted applications
- Low profile package
- Built-in strain relief
- Metal to silicon rectifier. majority carrier conduction
- Low power loss,high efficiency
- High surge capacity
- High current capacity ,low  $V_F$
- For use in low voltage high frequency inverters, free wheeling, and polarity protection applications.
- In compliance with EU RoHS 2002/95/EC directives
- ESD passes devices : Air mode 15KV ,human body mode 8KV

### MECHANICAL DATA

- Case: JEDEC DO-214AA molded plastic
- Terminals:Solder plated, solderable per MIL-STD-750, Method 2026
- Polarity: Color band denotes positive end (cathode)
- Standard packaging: 12mm tape (EIA-481)
- Weight: 0.0032 ounce, 0.092 gram



## MAXIMUM RATINGS AND ELECTRICAL CHARACTERISTICS

Ratings at 25°C ambient temperature unless otherwise specified. Resistive or inductive load.

PARAMETER	SYMBOL	SK12E	SK13E	SK14E	SK15E	SK16E	UNITS
Maximum Recurrent Peak Reverse Voltage	$V_{RRM}$	20	30	40	50	60	V
Maximum RMS Voltage	$V_{RMS}$	14	21	28	35	42	V
Maximum DC Blocking Voltage	$V_{DC}$	20	30	40	50	60	V
Maximum Average Forward Current at $T_L=75^\circ\text{C}$	$I_{F(AV)}$	1.0					A
Peak Forward Surge Current :8.3ms single half sine-wave superimposed on rated load(JEDEC method)	$I_{FSM}$	30					A
Maximum Forward Voltage at 1.0A ( Note 1)	$V_F$	0.5			0.7		V
Maximum DC Reverse Current at $T_J=25^\circ\text{C}$ Rated DC Blocking Voltage $T_J=100^\circ\text{C}$	$I_R$	0.2			0.1		mA
Typical Thermal Resistance ( Note 2)	$R_{\theta JL}$	28					$^\circ\text{C} / \text{W}$
	$R_{\theta JA}$	88					
Operating Junction Temperature Range	$T_J$	-55 to +125		-55 to +150			$^\circ\text{C}$
Storage Temperature Range	$T_{STG}$	-55 to +150					$^\circ\text{C}$

**NOTES:**

- 1.Pulse Test with PW =300μsec, 1% Duty Cycle.
- 2.Mounted on P.C. Board with 5.0mm<sup>2</sup> (.013mm thick) copper pad areas.



# SK12E~SK16E

## RATING AND CHARACTERISTIC CURVES

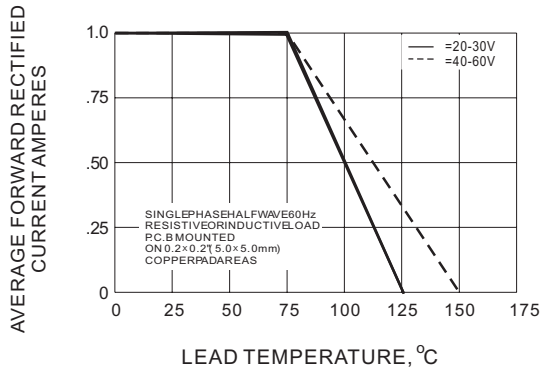


Fig. 1-FORWARD CURRENT DERATING CURVE

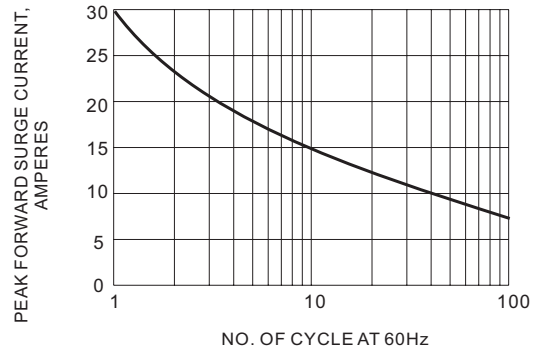


Fig. 2- MAXIMUM NON-REPETITIVE PEAK FORWARD SURGE CURRENT

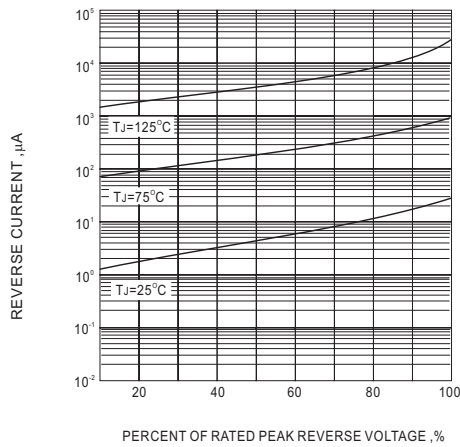


Fig. 3-TYPICAL REVERSE CHARACTERISTIC

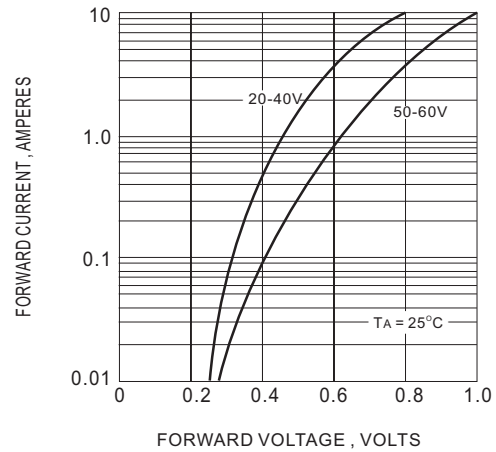
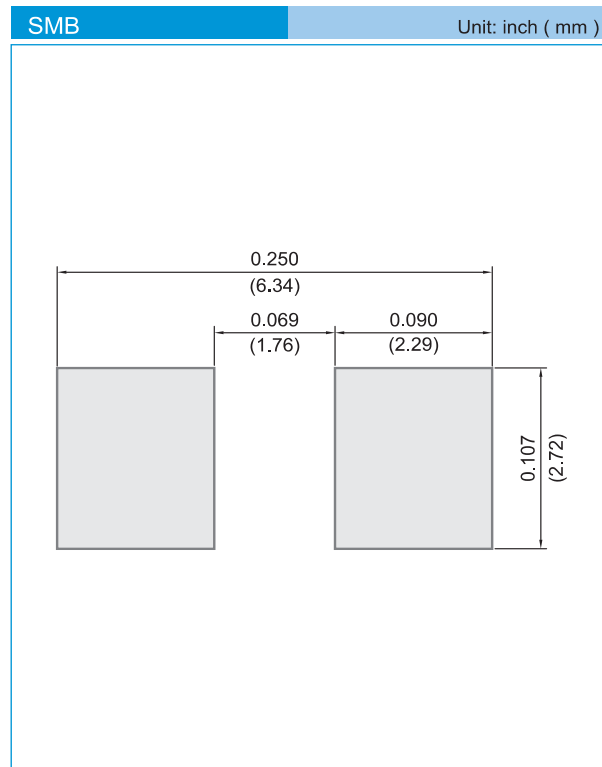


Fig. 4-TYPICAL INSTANTANEOUS FORWARD CHARACTERISTIC



## SK12E~SK16E

### MOUNTING PAD LAYOUT



### ORDER INFORMATION

- Packing information
  - T/R - 3K per 13" plastic Reel
  - T/R - 0.5Kper 7" plastic Reel

### LEGAL STATEMENT

#### Copyright PanJit International, Inc 2011

The information presented in this document is believed to be accurate and reliable. The specifications and information herein are subject to change without notice. Pan Jit makes no warranty, representation or guarantee regarding the suitability of its products for any particular purpose. Pan Jit products are not authorized for use in life support devices or systems. Pan Jit does not convey any license under its patent rights or rights of others.